

# How to Select Subjects for Year 9 Special Interest Volleyball

1 Access the direct link in your school email from 'noreply@selectmysubjects.com.au' titled 'Your Web Preferences Access' Guide'

2 Alternatively, you can copy the link provided in Daymap and paste into a browser (Chrome or Firefox are recommended)

3 Click "Add New Preferences"

Special Interest Music (SIM) student or have been accepted into the course, then select the **Special Interest Music** ;  
Special Interest Volleyball (SIV) student or have been accepted into the course, then select the **Special Interest Vol**

finalise your selections by clicking on the "Submit Valid Preferences" and digitally sign the receipt



## Submitted Preference Receipts

Your receipts will be displayed here, once you have submitted. Click "Add New Preferences" to get started.

## Remaining Submission Opportunities

4 Click "2024 Year 9 Special Interest Volleyball"

return to home page


### Study Streams

Please select your Study Stream






- 2024 Year 9 General Course
- 2024 Year 9 Special Interest Volleyball
- 2024 Year 9 Special Interest Music

5 Your compulsory English, HASS, Mathematics & Science Subjects have already been selected



Proceed Cancel Log Out

Preference boxes that have a  icon located to the right must have a valid subject selected from that box before you can submit your preferences.

### Year 9 Compulsory Subjects

- 9 English (2 Units)  
- 9 HASS History (1 Unit) 
- 9 Mathematics (2 Units) 
- 9 Science (2 Units) 

### Year 9 SIV Subjects

- UNSELECTED----- 
- UNSELECTED----- 

**6** You must select the appropriate SIV subject (Girls or Boys) A & B

Year 9 SIV Subjects

---UNSELECTED---

---UNSELECTED---

Year 9 Arts Subjects

---UNSELECTED---

Year 9 Design & Technologies Subjects

---UNSELECTED---

**7** You must select a subject from "Year 9 Arts Subjects"

Year 9 SIV Subjects

Unit)

Unit)

Year 9 Arts Subjects

---UNSELECTED---

Year 9 Design & Technologies Subjects

---UNSELECTED---

Year 9 SIV Elective Subjects

**8** You must select a subject from "Year 9 Design & Technologies Subjects"

Year 9 Arts Subjects

---UNSELECTED---

Year 9 Design & Technologies Subjects

---UNSELECTED---

Year 9 SIV Elective Subjects

---UNSELECTED---

---UNSELECTED---

---UNSELECTED---

**9** Select your elective subjects and reserve subjects. You must have a selection at each dropdown where there is a red exclamation mark

Year 9 Design & Technologies Subjects

---UNSELECTED---

Year 9 SIV Elective Subjects

---UNSELECTED---

---UNSELECTED---

---UNSELECTED---

---UNSELECTED---

---UNSELECTED---

---UNSELECTED---

10

When all subject selections have been entered correctly, the "Proceed" button will turn green. Please click on it

### Year 9 SIV Elective Subjects

ecture & CAD (1 Unit)	▼
ve Principles of Art (1 Unit)	▼
i (1 Unit)	▼
al Education (1 Unit)	▼
n Action (1 Unit)	▼
ing with the Elements of Art (1 Unit)	▼
ake Create (1 Unit)	▼

+ Proceed- Cancel🔌 Log Out

Subject/Unit Details: Minimum: 14 Maximum: 14 Total Selections: 14 Time Remain

[Privacy](#)

11

Click "Type" and enter your name

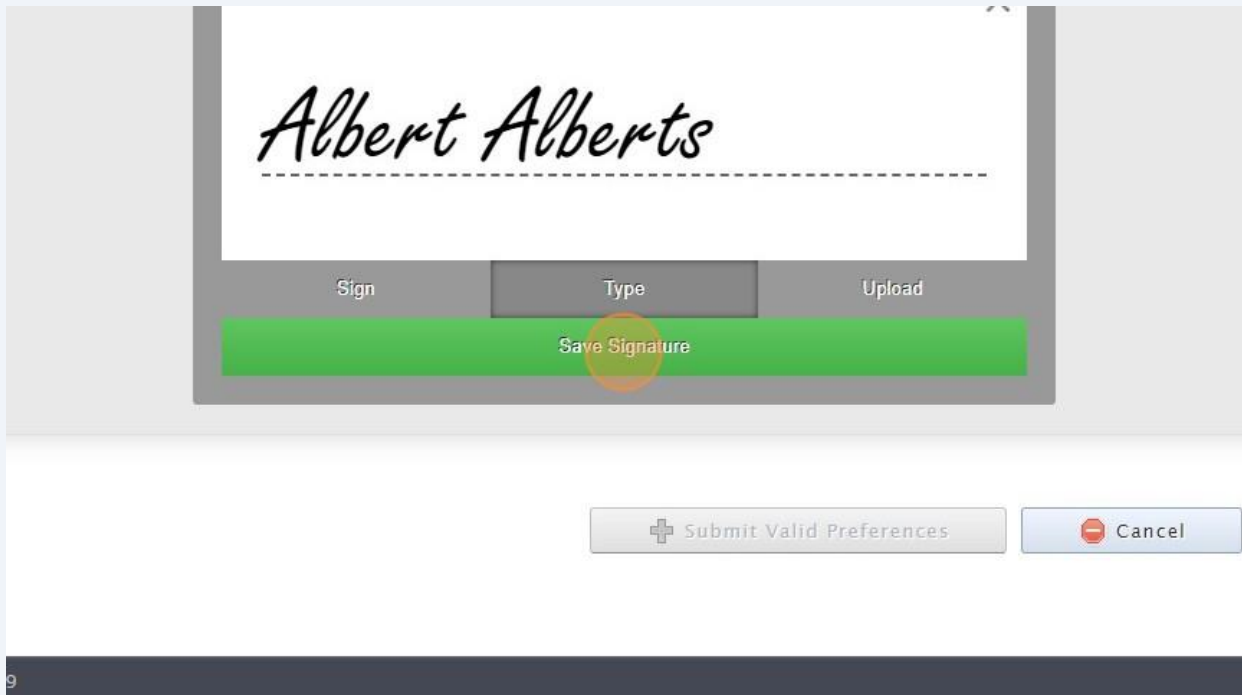
### Student Signature

SignTypeUpload

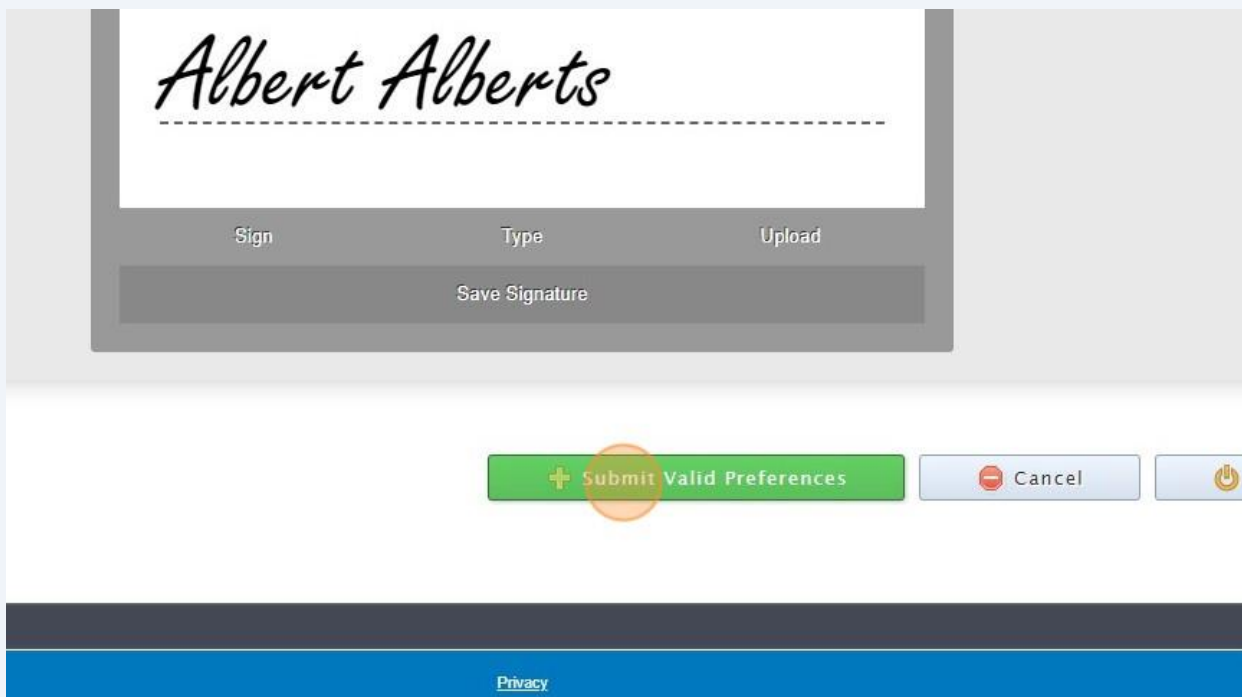
Save Signature

+ Submit Valid Preferences- Cancel

12 Click "Save Signature"



13 Click "Submit Valid Preferences"



14 Click "Open Print View"

The screenshot shows the Brighton Secondary School website interface. At the top right, the school's logo and name are visible. Below the navigation bar, there are three buttons: "Return to Home Page", "Open Print View" (which is highlighted with an orange circle), and "Log Out". Below the buttons, a receipt code is displayed: "Receipt: BR155-55199-6998383-4204176". Below the receipt code, the text "School (1 2024 YEAR 9)" is visible. At the bottom left, the text "Interest Volleyball" is partially visible.

15 Click "Print Receipt". Once printed, please sign and return to your Home Group teacher

The screenshot shows the "Web Preferences Receipt" page. At the top, there are three buttons: "Print Receipt" (highlighted with an orange circle), "Download PDF", and "Close". Below the buttons, the title "Web Preferences Receipt" is displayed. The receipt details are as follows:

Brighton Secondary School (1 2024 YEAR 9)  
**Student Name:** Albert Alberts  
Home Group:  
Date: 9/08/2023 2:48:56 PM  
Receipt Code: BR155-55199-6998383-4204176  
Study Stream: 2024 Year 9 Special Interest Volleyball  
No. of Subjects/Units Selected:  
Submission No.:

**Preference List:**

- Preference 1: 9 English (2 Units)
- Preference 2: 9 HASS History (1 Unit)
- Preference 3: 9 Mathematics (2 Units)
- Preference 4: 9 Science (2 Units)
- Preference 5: 9 Volleyball (Girls) A (1 Unit)
- Preference 6: 9 Volleyball (Girls) B (1 Unit)
- Preference 7: 9 Technical Theatre & Design (1 Unit)
- Preference 8: 9 Digital Technologies (1 Unit)
- Preference 9: 9 Architecture & CAD (1 Unit)
- Preference 10: 9 Creative Principles of Art (1 Unit)
- Preference 11: 9 Drama (1 Unit)
- Reserve 1: 9 Physical Education (1 Unit)
- Reserve 2: 9 Food in Action (1 Unit)