

How to Select Subjects for Year 11 SIM

1 Access the direct link in your school email from 'noreply@selectmysubjects.com.au' titled 'Your Web Preferences Access Guide'

2 Alternatively, you can copy the link provided in Daymap and paste into a browser (Chrome or Firefox are recommended)

3 Click "Add New Preferences"

You must choose subjects in line with the subject recommendations provided via Daymap.

The following are compulsory subjects and will account for 5 Units (50 SACE Credits);

- **TWO semesters** within the Literacy (English) Group (2 Units/20 SACE Credits)
- **TWO semesters** of Research Practices and Research Project (2 Units/20 SACE Credits) - this is automatically selected
- **ONE semester** within the Numeracy (Mathematics) Group (1 Unit/10 SACE Credits)

To get started, click on "Add New Preferences" below.

If you are applying for a VET course, please select the **2024 Stage 1 (with VET) stream** on the next page. This will allow you to choose 2 units of VET as your first preference elective subject.

If you are currently a **Special Interest Music (SIM) student** select the **Special Interest Music stream**, you can also indicate VET in this stream

If you are currently a **Special Interest Volleyball (SIV) student** select the **General stream**, or the **VET stream** if appropriate

[+ Add New Preferences](#)

[View Subject Details](#)

[Log Out](#)

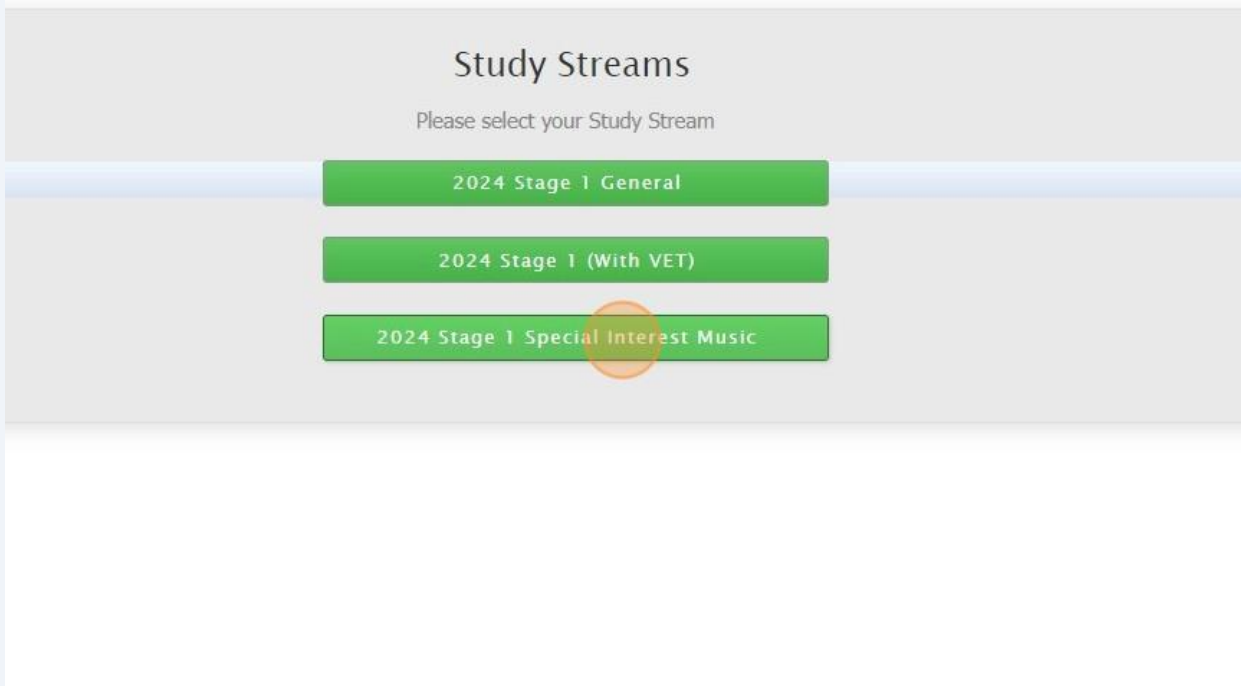
Submitted Preference Receipts

Your receipts will be displayed here, once you have submitted. Click "Add New Preferences" to get started.

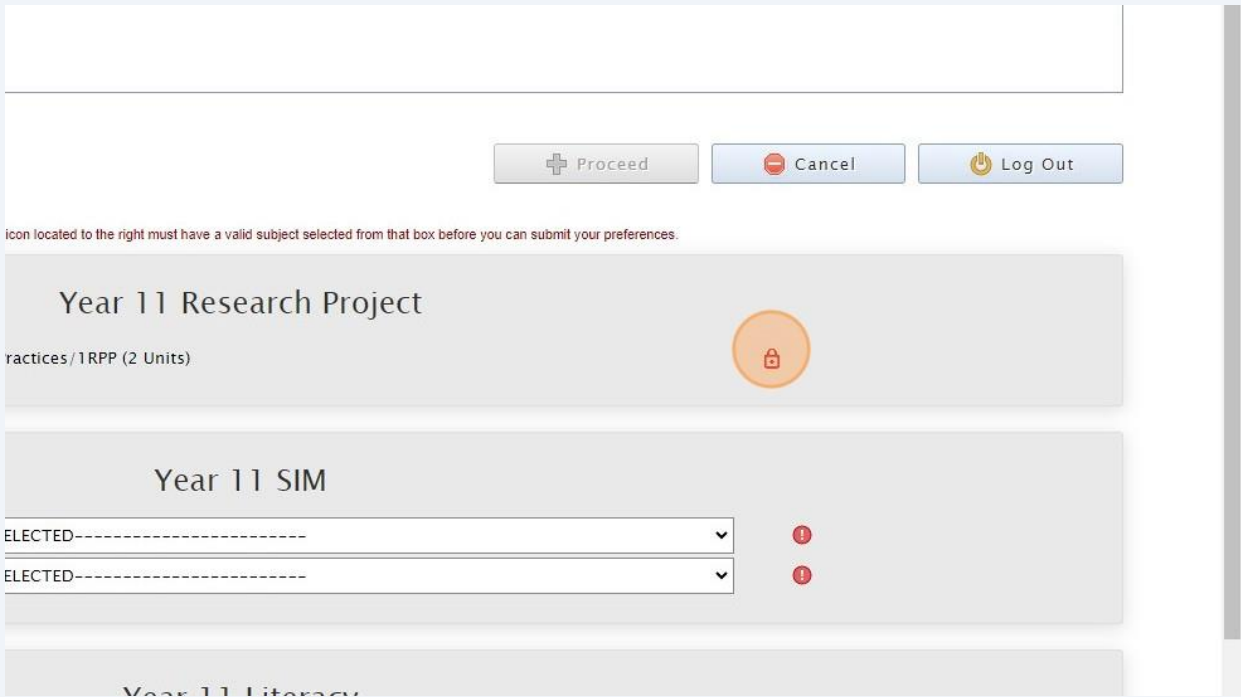
Remaining Submission Opportunities

You still have 10 submission opportunities remaining

4 Click "2024 Stage 1 Special Interest Music"





5 Research Project has already been selected





6 Select Music Craft A and Music Craft B


+ Proceed - Cancel Log Out

Preference boxes that have a  icon located to the right must have a valid subject selected from that box before you can submit your preferences.



Year 11 Research Project
11 Research Project & Research Practices / 1RPP (2 Units) 

Year 11 SIM



11 Music Craft A / 1MXDCA (1 Unit)  

-----UNSELECTED----- 

Year 11 Literacy


-----UNSELECTED-----  

Year 11 Numeracy


-----UNSELECTED-----  


Year 11 SIM Elective Subjects

7 Select the appropriate Literacy (English) subject (full year)



11 Research Project & Research Practices / 1RPP (2 Units) 

Year 11 SIM



11 Music Craft A / 1MXDCA (1 Unit) 

11 Music Craft B / 1MXDCB (1 Unit) 



Year 11 Literacy



-----UNSELECTED-----  

Year 11 Numeracy

-----UNSELECTED-----  

Year 11 SIM Elective Subjects

-----UNSELECTED-----  

-----UNSELECTED-----  

8

Select the appropriate Mathematics subject (if full year, select the 'B' option in the Elective Subjects selection)

Year 11 Literacy

ELECTED-----

Year 11 Numeracy

ELECTED-----

Year 11 SIM Elective Subjects

ELECTED-----

ELECTED-----

ELECTED-----

ELECTED-----

ELECTED-----

9

Select your elective subjects and reserves. You must have a selection at each dropdown where there is a red exclamation mark

SIM Elective Subjects

10 Ensure you complete the additional information section

Reserve 3	-----UNSELECTED-----
Reserve 4	-----UNSELECTED-----
Reserve 5	-----UNSELECTED-----
Reserve 6	-----UNSELECTED-----

Additional Information

Are you intending to stay at Brighton Secondary School in 2024? Yes No

If 'No', what are your intentions? (Eg. Traineeship, apprenticeship, moving schools)

Do you intend to study an additional subject on top of the minimum Six Stage 1 subjects? (Overload) - If yes, you must complete an Intention to

Yes No

Nan Baby - 1 2024 YEAR 11 Subject/Unit Details: Minimum: 12

[Privacy](#)

11 When all information has been entered correctly, the "Proceed" button will turn green. Please select it

▼
▼
▼
▼
▼
▼
▼
▼
▼
▼

+ Proceed - Cancel 🔌 Log Out

Tin

- 12 Sign or type in the 'Student Signature' box and select "Save Signature"

Student Signature

Sign Type Upload

Save Signature

- 13 Please make sure you then select the "Submit Valid Preferences" button

Student Text Entry Answers

Response

+ Submit Valid Preferences Cancel Log Out

14

Click "Open Print View" to print a record of your selections

